



## What is Moodle?

Moodle is Lancashire Adult Learning's (LAL) virtual learning environment. Moodle is a free part of your course, online, to support and enhance what you are learning in the classroom.

Whilst we encourage learners to take part in online learning we know not everyone is confident using online learning resources. To help with this, you can enrol yourself onto "Welcome to LAL's Moodle", where you will find information, contact details and help to make the most of the site.

You can also ask your teacher to request a visit from the Moodle Support Officer to your class to help you onto the site, or contact me direct:

Mark Rosthorn - Moodle Development Tel: 01282 440321  
Email: m.rosthorn@nelson.ac.uk

Don't miss out—get in touch and make the most of your course.

## Where is Moodle?

Right here: <https://mymoodle.nelsongroup.ac.uk/login>

## How do I log in?

You will be given a username and password when you join your course. You will be asked to change your password to a secure one the first time you log in.

1. Open your Internet Browser (e.g. Internet Explorer, Chrome, Safari). Go to this address:

<https://mymoodle.nelsongroup.ac.uk/login>

2. Type your Username here. Your teacher will provide you with this.

3. Type your password here. Your teacher will tell you what your password is. The very first time you log in, this is usually *Changeme*

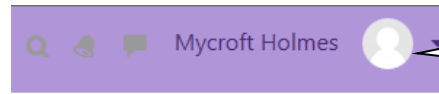
The screenshot shows the login form with the following elements:

- Username input field
- Password input field
- Remember username checkbox
- Log in button

Callouts:

- Step 2 points to the Username field.
- Step 3 points to the Password field.
- Step 4 points to the Log in button.

# Lancashire Adult Learning




You will see at the top right hand side of the screen it shows that you are logged in by displaying your name.

The screenshot shows a 'Change password' form with the following elements:

- Warning message: "You must change your password to proceed."
- Change password label
- Current password\* input field
- New password\* input field
- New password (again)\* input field
- Save changes button

5. The very first time you log in, you may be prompted to change your password . **Your new password must contain at least 8 characters, contain a capital letter, a number and a symbol (e.g. ! or ?)** Retype your existing password in the top box. Type your new password in the next two boxes. Click on **Save changes**. Make a note of your new password.




You can now see any of the resources from your course by clicking on them once, as well as taking part in homework activities, quizzes and forums provided by your teacher.

You can access Moodle on any computer with an internet connection. You can join your local library and use their facilities for free whilst keeping up to date with your course.

Don't miss out—if you have never used a computer before and are keen to learn, contact our Information, Advice, Guidance and Careers team and find out if there are any beginners courses near you. Some might even be free.

Their contact number is: 01282 508220

If you use a smartphone or a tablet, you can access Moodle “on the go” by downloading the Moodle Mobile app. Why not take the time to catch up on your course by making use of free wifi on some public transport?  
*(please note, some of the online tools used in Moodle are not available via the app)*



If you forget your username or password click on the link on the home page of our Moodle site and you will be sent an email to reset it.

If you do not have an email address but need to reset your password, or have any other questions about our Moodle site, please contact us on: 01282 440321

Making the most of your course with Lancashire Adult Learning



<b>Username</b>	<input type="text"/>
<b>Password</b>	<input type="password"/>